

Date:	Project Name:
Type:	Part Number:



FLARE SERIES

LED SLIM CANOPY





DESCRIPTION

The Flare series Square canopy is DLC Premium listed and ETL for wet locations with a rating of IP65. It's quick to install and aesthetically pleasing construction, with die-cast aluminum housing and shatter-resistant polycarbonate prismatic lens makes this fixture perfect for most outdoor lighting needs. Dustproof, sealed structure, 1/2" threaded conduit entrances on each side provide versatility and unmatched quality. This fixture comes with an option for microwave occupancy or photo-cell sensor, installed with a DC adapter. The canopy supports both pendant mounting and direct surface mounting ceiling and wall. The Slim Canopy fixture can be Pendant Mounted and accepts a 3/4" NPT Thread and can be mounted to multiple types of J-boxes. Ideal applications for parking garage, canopy, walkway and entrance lighting etc.

FEATURES

- DLC Premium
- Aluminum Alloy & PC Material
- High and stable lumen output
- Energy-efficient
- Easy Installation & Maintenance
- Selectable CCT 3000K/4000K/5000K
- Dual Voltage 120-347V
- Selectable wattage
- 7 year warranty

APPLICATIONS

-  Parking structures
-  Storage areas
-  Shopping/Grocery centres
-  Entryways



Date:	Project Name:
Type:	Part Number:

SPECIFICATION

ORDER#	MODEL#	WATTS	VOLTAGE(V)	HOURS RATING	BEAM ANGLE	INITIAL LUMENS	CCT(K)
R52017	RENO-SCP-40W-MW-DV-MCCT-R1	25/30/35/40W	120-347V	50,000	140°	130 Lm/W	30/40/50K
R52018	RENO-SCP-75W-MW-DV-MCCT-R2	45/55/65/75W	120-347V	50,000	140°	130 Lm/W	30/40/50K

SENSOR OPTIONS


ORDER#	MODEL#	DESCRIPTION
R72001	RENO-SENSOR-PC-S	Photocell Sensor
R71002	RENO-SENSOR-MW-H	Dimming Microwave Sensor

REMOTE OPTIONS

ORDER#	MODEL#	DESCRIPTION
R73002	RENO-REMOTE-H	Remote Control

Date:	Project Name:
Type:	Part Number:

DIMENSIONS



260mm
(10.24")



88mm
(3.46")

MOUNTING OPTIONS

Rigid Conduit

Couduit Mount

Surface Mount

